

**WIND LOAD STATEMENT**

CERTIFY THAT THE DESIGN PLANS AND SPECIFICATIONS FOR THIS CONSTRUCTION ARE IN COMPLIANCE WITH THE CRITERIA ESTABLISHED BY THE FLORIDA BUILDING CODE AND SECTION 4-02.06 OF THE WALTON COUNTY LAND DEVELOPMENT CODE.

THIS BUILDING AND/OR STRUCTURE IS DESIGNED TO WITHSTAND A WIND VELOCITY OF 135 MPH AND CHAPTER 16 OF THE FLORIDA BUILDING CODE.

ALSO, UPON COMPLETION OF THIS BUILDING AND/OR STRUCTURE, I WILL CERTIFY AT THAT TIME THE BUILDING AND/OR STRUCTURE HAS COMPLIED WITH THIS SPECIFIC BUILDING DESIGN.

I UNDERSTAND THAT ANY CHANGE IN DESIGN OR SPECIFICATION MUST BE SUBMITTED IN WRITING BY ME TO THE BUILDING DEPARTMENT.

ALL DRAWINGS AND/OR CORRESPONDENCE SHALL BE SIGNED AND SEALED.

CHRIS STOYLES, AIA  
FLORIDA REGISTRATION # AR 12280  
ARCHISCAPES

**STRUCTURAL INSPECTIONS**

- 1) CONTRACTOR IS RESPONSIBLE FOR SCHEDULING ALL COUNTY AND STATE INSPECTIONS.
- 2) CONTRACTOR IS RESPONSIBLE TO NOTIFY STRUCTURAL ENGINEER OF RECORD TO PERFORM STRUCTURAL INSPECTIONS PRIOR TO POURING CONCRETE OR COVERING ANY STRUCTURAL MEMBER OR CONNECTION (STRUCTURAL CONCRETE MASONRY BLOCK, BOND BEAMS, WOOD COLUMNS, AND OTHER WOOD FRAMING MEMBERS). CONTRACTOR IS RESPONSIBLE FOR PAYING STRUCTURAL ENGINEER TO PERFORM THE INSPECTIONS.
- 3) CONTRACTOR MAY USE STRUCTURAL ENGINEER OF THEIR CHOICE BUT SAID STRUCTURAL ENGINEER WILL ASSUME ALL LIABILITY FOR THE STRUCTURAL INTEGRITY OF THE HOUSE.
- 4) CONTRACTOR IS TO NOTIFY STRUCTURAL ENGINEER THAT UPON COMPLETION OF ALL REQUIRED INSPECTIONS THE STRUCTURAL ENGINEER IS TO WRITE A LETTER STATING THAT THE STRUCTURE MEETS OR EXCEEDS THE REQUIREMENTS SET FORTH BY THE STRUCTURAL DRAWINGS. THIS MUST BE ON FILE AT THE WALTON COUNTY AND THE OFFICE OF THE ARCHITECT. REFER TO SHEET S-1 - WALTON COUNTY CERTIFICATION NOTE.

**TERMINOLOGY IS AS FOLLOWS:**

- 1) CERTIFY THAT THE BUILDING AND/OR STRUCTURE HAS COMPLIED WITH THIS SPECIFIC BUILDING DESIGN.
- ANY CHANGES IN DESIGN OR SPECIFICATION MUST BE SUBMITTED IN WRITING BY STRUCTURAL ENGINEER ALSO.



THE BUNGALOW  
LOT 6B, LAKEWOOD  
WALTON COUNTY, FLORIDA

**PROJECT DESCRIPTION AND SIZE**

1) BUILDING TYPE IS TYPE VI, RESIDENTIAL OCCUPANCY.

2) THE SIZE OF THE HOUSE IS AS FOLLOWS:

FIRST FLOOR HEATED AND COOLED: 1300 SQ. FT.  HEATED AND COOLED

COVERED PORCHES: 121 SQ. FT.  
TRELLIS: 213 SQ. FT.

SHEET LABEL	SHEET TITLE	SEQ. NUMBER	SHEET LABEL	SHEET TITLE	SEQ. NUMBER	SHEET LABEL	SHEET TITLE	SEQ. NUMBER
T-1	TITLE SHEET	1 OF 17	A1-1	FLOOR PLAN/ ROOF PLAN	3 OF 17	A5-	EXTERIOR DETAILS	14 OF 17
G1-1	EXISTING SITE PLAN/ NEW SITE PLAN	2 OF 17	A2-1	ELEVATIONS	9 OF 17	A5-2	EXTERIOR DETAILS	5 OF 7
S1-0	STRUCTURAL NOTES	3 OF 17	A3-1	WINDOW SCHEDULE / DOOR SCHEDULE / FINISH SCHEDULE	10 OF 17	H1-	ELECTRICAL PLAN/ MECHANICAL PLAN	16 OF 17
S1-1	FOUNDATION/ ROOF FRAMING PLAN	4 OF 17	A3-2	WINDOW DETAILS/ DOOR DETAILS	11 OF 17	L1-	LANDSCAPE PLAN	17 OF 17
S1-2	STRUCTURAL DETAILS	5 OF 17	A4-	SECTIONS	12 OF 17			
S1-3	STRUCTURAL DETAILS	6 OF 17	A4-2	SECTIONS	13 OF 17			
S1-4	STRUCTURAL DETAILS	7 OF 17						

THESE PLANS AND ALL DRAWINGS CONTAINED ON THIS SHEET ARE OWNED BY ARCHISCAPES, LLC. UNAUTHORIZED REPRODUCTION AND USE OF PLANS IS STRICTLY PROHIBITED.



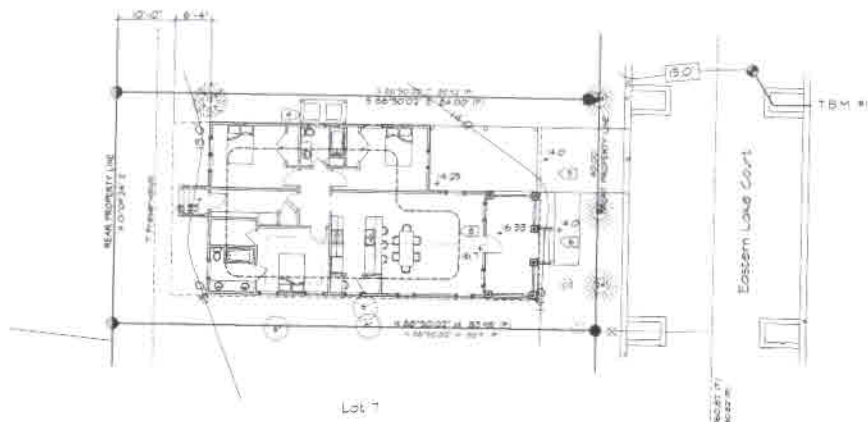
**ARCHISCAPES**  
ARCHITECTURE  
INTERIOR DESIGN  
PLANNING  
GRAPHIC DESIGN  
TEL: 1-850-836-0404  
FAX: 1-850-836-0410  
WEB PAGE: ARCHISCAPES.COM

• THIS SHEET IS FOR PREVIEW ONLY  
NO REPRODUCTION OF THIS SHEET IS ALLOWED  
• ALL LOGOS, PLANS AND DETAILS SHOWN ON THIS SHEET BELONG TO ARCHISCAPES, LLC. ANY COPYING OF THESE ITEMS IS STRICTLY PROHIBITED.

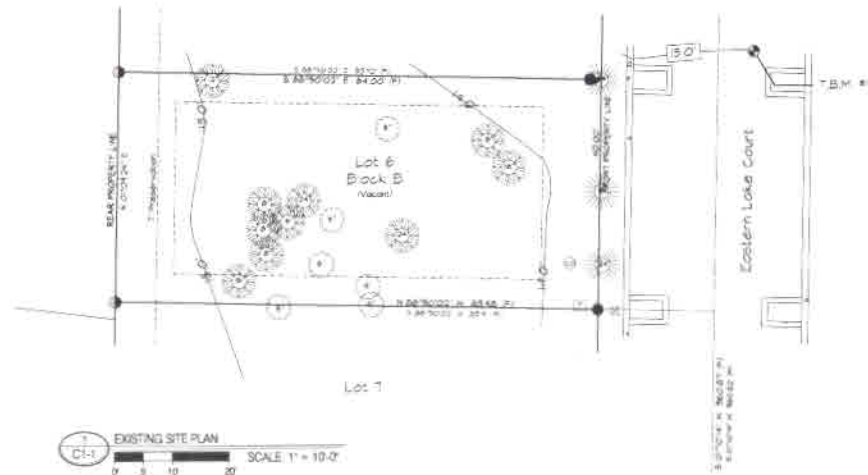
ISSUE NOT FOR CONSTRUCTION  
DATE: MARCH 2011  
PROJECT # A0613  
ARCHITECT: CHRIS STOYLES  
DRAWN BY: CHRIS STOYLES  
SHEET TITLE: TITLE PAGE

THE BUNGALOW  
LOT 6B, LAKEWOOD  
WALTON COUNTY, FLORIDA

T1-1  
SEQUENCE 1 OF 17



2 NEW SITE PLAN  
SCALE 1" = 10'-0"



1 EXISTING SITE PLAN  
SCALE 1" = 10'-0"

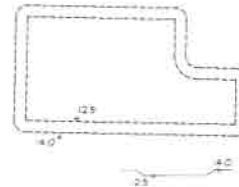
**NOTES** CONSULT WITH ARCHITECT PRIOR TO ANY EARTHWORK.

1. CONTRACTOR IS TO VERIFY ALL GRADES IF THERE IS ANY DISCREPANCY NOTIFY ARCHITECT
2. CONTRACTOR TO COORDINATE ALL UTILITY HOOK UPS
3. VERIFY ACTUAL NUMBER OF RISERS WITH FINISH GRADE
4. PROVIDE CONCRETE PAD FOR HVAC UNITS PROVIDE FENCE AROUND HVAC UNITS SEE DETAIL 10-145-2
5. DRIVE - BRICK PAVERS W/ 6" CONCRETE BORDER
6. PATH - BRICK PAVERS
7. ALL LANDSCAPING BY CONTRACTOR
8. PROVIDE WATER RETENTION AT BACK OF HOUSE AS SHOWN

**ELEVATIONS**

FINISH FLOOR OF HOUSE 18.7  
ENTRY FLOOR 18.55

NOTES: CONTRACTOR TO VERIFY ACTUAL ELEVATIONS WITH EXISTING SITE GRADES



**DRAINAGE BASIN CALCULATIONS**

1. TOP OF BASIN: 164 SQ FT (REQUIRED IS 145 SQ FT)
2. BOTTOM OF BASIN: 528 SQ FT (REQUIRED IS 435 SQ FT)
3. VOLUME IS APPROXIMATELY: 328 CUBIC FEET (REQUIRED IS 300 CUBIC FEET)

THESE PLANS AND ALL DRAWINGS CONTAINED ON THIS SHEET ARE OWNED BY ARCHISCAPES, L.L.C. UNAUTHORIZED REPRODUCTION AND USE OF PLANS IS STRICTLY PROHIBITED.



**ARCHISCAPES**  
ARCHITECTURE  
INTERIOR DESIGN  
PLANNING  
GRAPHIC DESIGN

TEL:  
1-850-835-0404

FAX:  
1-850-835-0410

WEB PAGE:  
ARCHISCAPES.COM

\* THIS SHEET IS FOR PREVIEW ONLY  
NO REPRODUCTION OF THIS SHEET IS ALLOWED  
\* ALL LEGALS AND OTHER LEGAL WORKS ON  
THIS SHEET BELONG TO ARCHISCAPES, L.L.C.  
ANY COPYING OF THESE ITEMS IS STRICTLY  
PROHIBITED

ISSUE:  
NOT FOR  
CONSTRUCTION  
DATE:  
MARCH, 2011  
PROJECT #:  
A0813

ARCHITECT:  
CHRIS STOYLES  
DRAWN BY:  
CHRIS STOYLES

SHEET TITLE:  
\* SITE PLAN

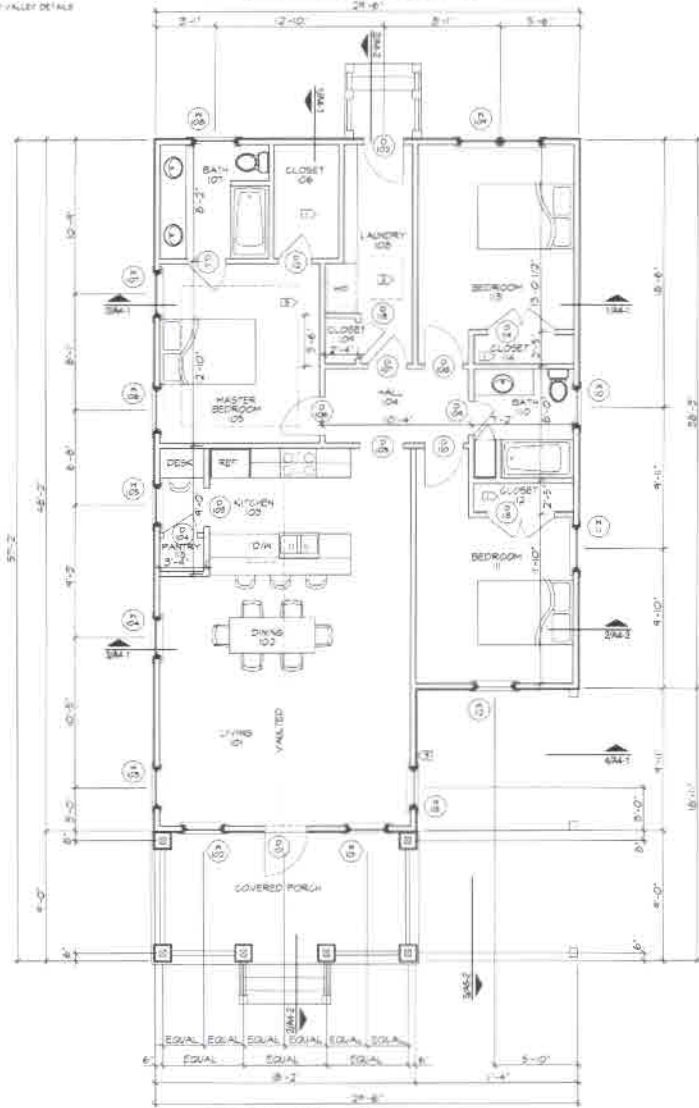
THE BUNGALOW  
LOT 6B, LAKEWOOD  
WALTON COUNTY, FLORIDA

C1-1

SEQUENCE  
2 OF 17

**FIRST FLOOR PLAN**

1. ALL EXTERIOR DIMENSIONS ARE TO OUTSIDE OF STUD UNLESS OTHERWISE SHOWN
2. ALL INTERIOR DIMENSIONS ARE TO CENTER OF STUD UNLESS OTHERWISE SHOWN
3. ALL EXTERIOR DOOR AND WINDOW SIZES ARE TO CENTER UNLESS OTHERWISE SHOWN
4. NOTIFY ARCHITECT IF THERE ARE ANY DISCREPANCIES WITH DIMENSIONS
5. PROVIDE SHOP DRAWINGS TO THE ARCHITECT FOR APPROVAL ON THE FOLLOWING:
  - \* HALL CABINET AND LAMINATE
  - \* TRIMS AND BEADINGS
  - \* ALL DOORS AND WINDOWS
  - \* METAL ROOF GABLE RIDGE AND VALLEY DETAILS



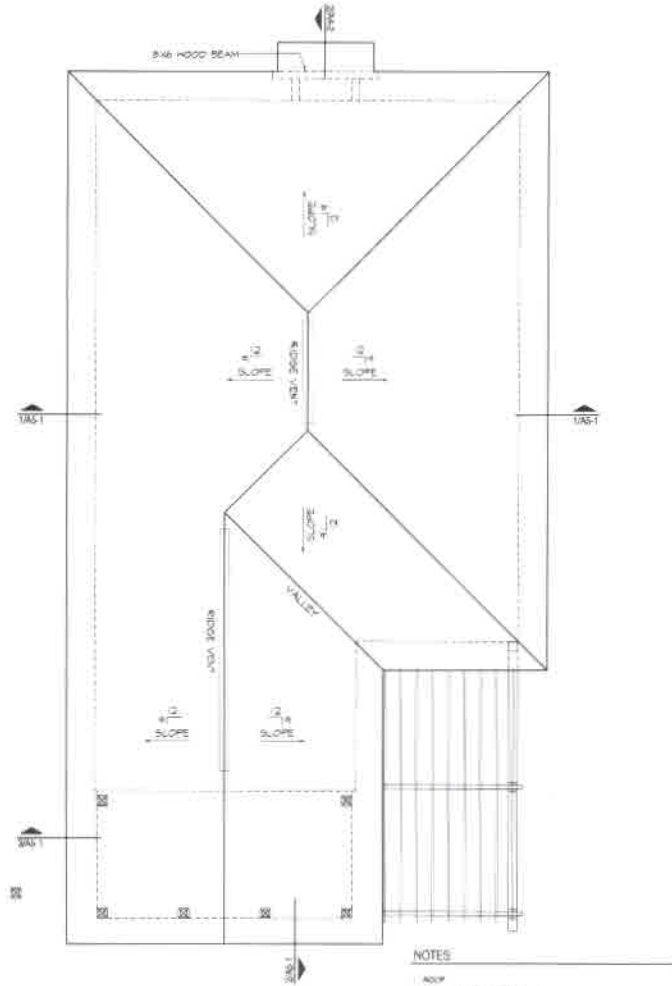
1 FIRST FLOOR PLAN  
SCALE: 1/4" = 1'-0"

**SPECIFIC NOTES**

1. CONTRACTOR TO PROVIDE INSULATION IN ALL CLOSETS
2. CONTRACTOR TO PROVIDE METAL FLASHING AT ALL APPLIANCES, PLUMBING FIXTURES AND SINKS WITH CABINET HOLES
3. CONTRACTOR TO VERIFY ALL FINISHED DIMENSIONS PRIOR TO FABRICATION OF CABINET WORK
4. PROVIDE GREEN BOARD IN ALL BATHS
5. PROVIDE GYPSUM BOARD WHERE TILE IS INDICATED
6. NOT WATER HEATER
7. TRIM CEILING

**LEGEND**

- 1. WINDOW TAB SEE SHEET 1A
- 2. DOOR TAB SEE SHEET 1A
- 3. LOWER TAB SEE SHEET 1A
- 4. ELEVATION TAB
- 5. SECTION MARKER



2 ROOF PLAN  
SCALE: 1/4" = 1'-0"

**NOTES**

1. ROOF
  - \* GALVALUME METAL ROOF
  - \* 2X6 TRUSS
2. PROVIDE SHOP DRAWINGS TO ARCHITECT FOR APPROVAL ON THE FOLLOWING DETAILS:
  - \* RIDGE CONNECTIONS AND JOINTS
  - \* VALLEYS
  - \* EAVES
3. PROVIDE ROOF VENTILATION AT RIDGES AND UPS PER CODE
4. ROOFING CONTRACTOR TO COORDINATE WITH LIGHTNING PROTECTION DEVICES

THESE PLANS AND ALL DRAWINGS CONTAINED ON THIS SHEET ARE OWNED BY ARCHISCAPES, LLC. UNAUTHORIZED REPRODUCTION AND USE OF PLANS IS STRICTLY PROHIBITED.



**ARCHISCAPES**  
INTERIOR DESIGN  
PLANNING  
GRAPHIC DESIGN  
TEL: 1-800-635-0404  
FAX: 1-800-635-0410  
WEB PAGE: ARCHISCAPES.COM

\* THIS SHEET IS FOR PERMIT ONLY  
\* NO REWORKING OF THIS SHEET IS ALLOWED  
\* ALL DIMENSIONS, ORDINANCE DRAWING ON THIS SHEET BELONG TO ARCHISCAPES, LLC  
\* ANY COPYING OF THESE PLANS IS STRICTLY PROHIBITED

ISSUE:  
NOT FOR CONSTRUCTION  
DATE: MARCH 1, 2011  
PROJECT#: A0613  
ARCHITECT: CHRIS STYLES  
DRAWN BY: CHRIS STYLES

SHEET TITLE:  
\* FIRST FLOOR  
\* ROOF 1' AS

**THE BUNGALOW**  
LOT 6B, LAKEWOOD  
WALTON COUNTY, FLORIDA

**A1-1**  
SEQUENCE  
8 OF 17



FOUNDATION BASED  
244 FRAME W/ 244 PICKETS

1 SIDE ELEVATION  
A2-1 SCALE 1/4" = 1'-0"



2 FRONT ELEVATION  
A2-1 SCALE 1/4" = 1'-0"



3 REAR ELEVATION  
A2-1 SCALE 1/4" = 1'-0"



4 SIDE ELEVATION  
A2-1 SCALE 1/4" = 1'-0"

THESE PLANS AND ALL DRAWINGS CONTAINED ON THIS SHEET ARE OWNED BY ARCHISCAPES, LLC. UNAUTHORIZED REPRODUCTION AND USE OF PLANS IS STRICTLY PROHIBITED.



**ARCHISCAPES**  
ARCHISCAPES  
INTERIOR DESIGN  
PLANNING  
GRAPHIC DESIGN  
TEL:  
1-850-835-0404  
FAX:  
1-850-835-0410  
WEB PAGE:  
ARCHISCAPES.COM

• THIS SHEET IS FOR PREVIEW ONLY  
NO REPRODUCTION OF THIS SHEET IS ALLOWED  
• ALL USAS PLANS OR BELONG TO ARCHISCAPES, LLC  
• ANY COPYING OF THESE TERMS IS STRICTLY  
PROHIBITED

ISSUE  
NOT FOR  
CONSTRUCTION  
DATE:  
MARCH, 2011  
PROJECT #:  
AD613  
ARCHITECT:  
CHRIS STOKLES  
DRAWN BY:  
CHRIS STOKLES  
SHEET TITLE  
• TITLE PAGE

THE BUNGALOW  
LOT 6B, LAKEWOOD  
WALTON COUNTY, FLORIDA

A2-1  
SEQUENCE  
9 OF 17